



SB Pumps
The Pump People



TV-SERIES

Twin Volute Slurry Submersible Pump

BUILD RUGGED & TOUGH

To Handle Slurry Water from Mines, Pits &
Dewatering.



TYPE
TWIN VOLUTE SLURRY SUB PUMP
SERIES
TV - 3
MODEL
SBSL504TV

www.sbpumpsindia.com

All SB Vertical slurry twin volute submersible pumps are designed specifically for abrasive slurries and feature robust design with ease of maintenance. The pump range is one of the strongest, toughest and most reliable pumps in the market. Ultimate design to operate under fully submerged or partially submerged for maximum pumping.

The SB twin volute slurry submersible pumps are easy to install, and feature a cantilever design without submerged bearings or shaft seal. The bearing assembly with double protection sealing arrangement prevents ingress of slurry. The materials used are the very best available, providing both excellent wear properties and corrosion resistance. Wear parts are available in a variety of different materials and fully interchangeable. Semi-open and closed impellers are available to suit any pumping needs.

The wet-end parts are designed for the toughest application and the longest wear life, the Twin volute and generous solids passages through the pump ensure a safe and clogless operation. Standard pumps are supplied with wear resistance like High Chrome white iron alloy, Ni – Hard....

Special Features:-

Agitator attached directly to the extended rotor shaft.

Discharge up to – 350 M3/Hr.

Head upto – 38 Mtr.

Solid Handling Size up to 38 mm.

Delivery size up to 100 mm.

Max. Submergence upto 28 Mtr.

Double Cage Rotor.

Max. Slurry Temp – 90 Deg.

4 pole Motors.

Safety factor 1.35.

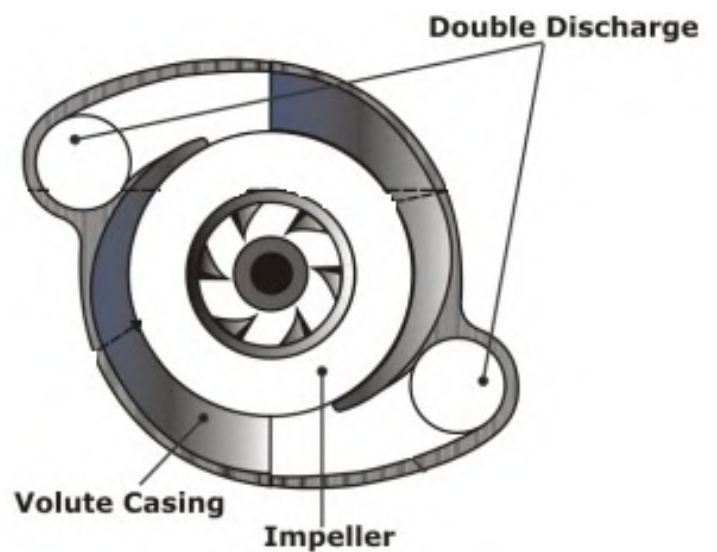
Adjustable Wear Plate and impeller.

Max. Specific Gravity upto - 2.8 Kg/L.

Special Double Mechanical Seal, arrangement

Max. Horizontal Pumping Distance 750Mtr.

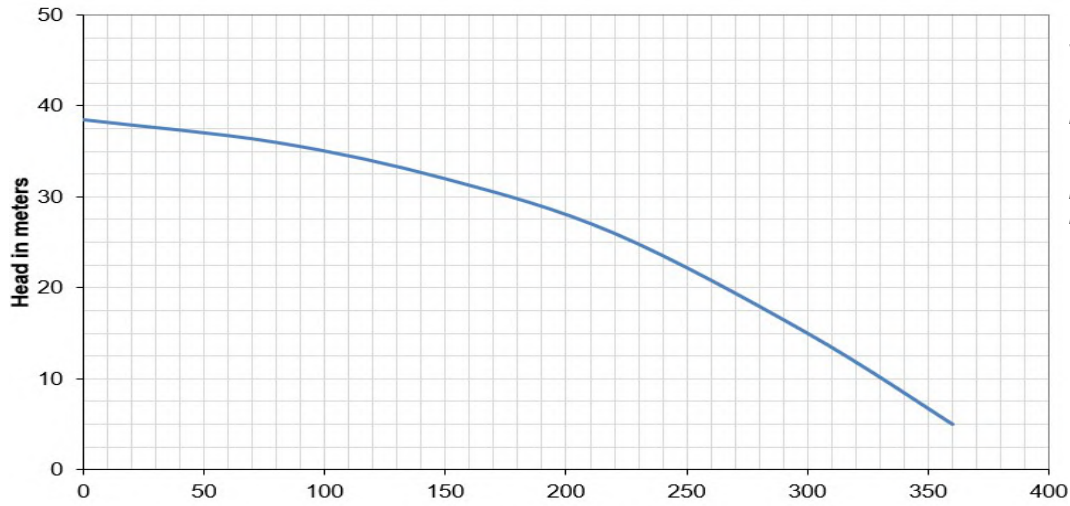
Material of Construction, Ni – Hard, Hi Chrome



This figure show how the thrust is balanced by the Twin-Volute with 180 degrees opposite discharge outlets.



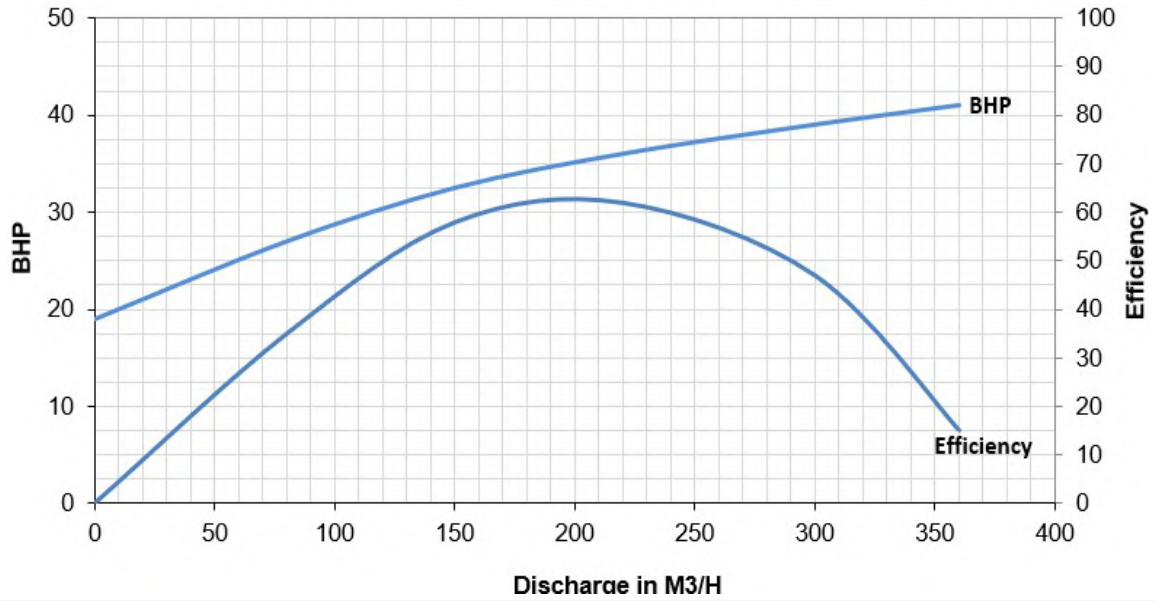
PERFORMANCE CURVE - MODEL : SBSL504TV



Series
TV - 3

Rated Speed
1450 RPM

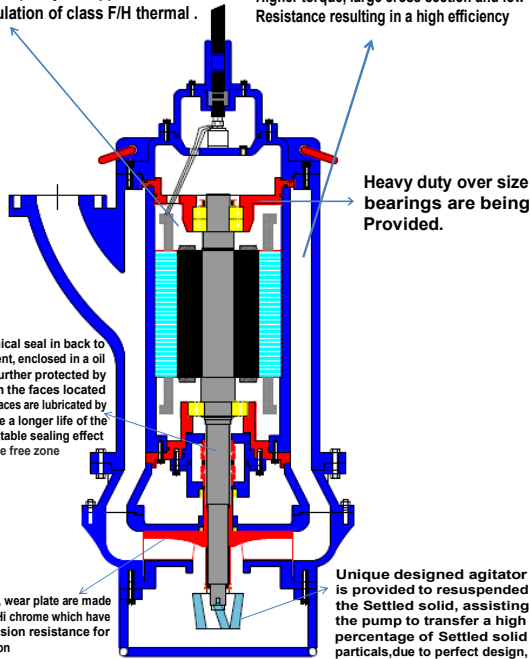
Power
HP/KW - 50/37



CROSS SECTIONAL VIEW

Four Pole continuous rated motor which is moisture proof, winded with superior quality of copper and dual Coated insulation of class F/H thermal .

High Grade double cage rotor which gives Higher torque, large cross section and low Resistance resulting in a high efficiency



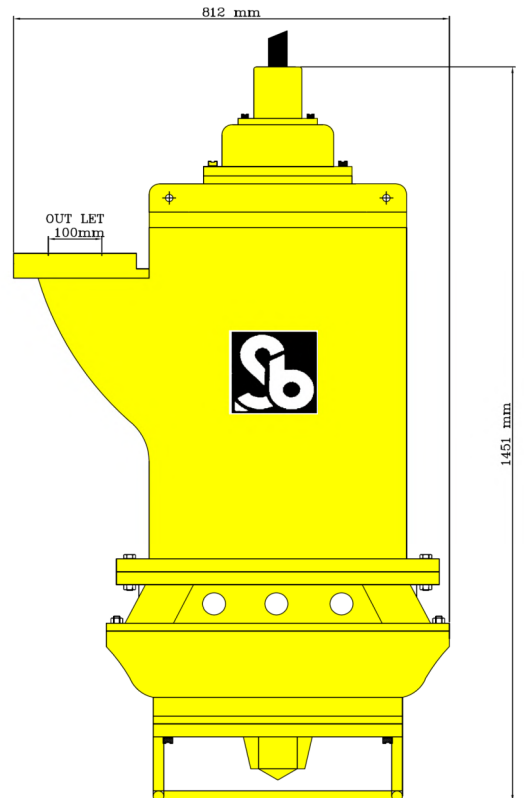
Heavy duty over size bearings are being Provided.

Double Mechanical seal in back to Back arrangement, enclosed in a oil Chamber and further protected by Leap seal. Both the faces located in oil bath, both faces are lubricated by The oil, it ensure a longer life of the Product and a stable sealing effect fitted inpressure free zone

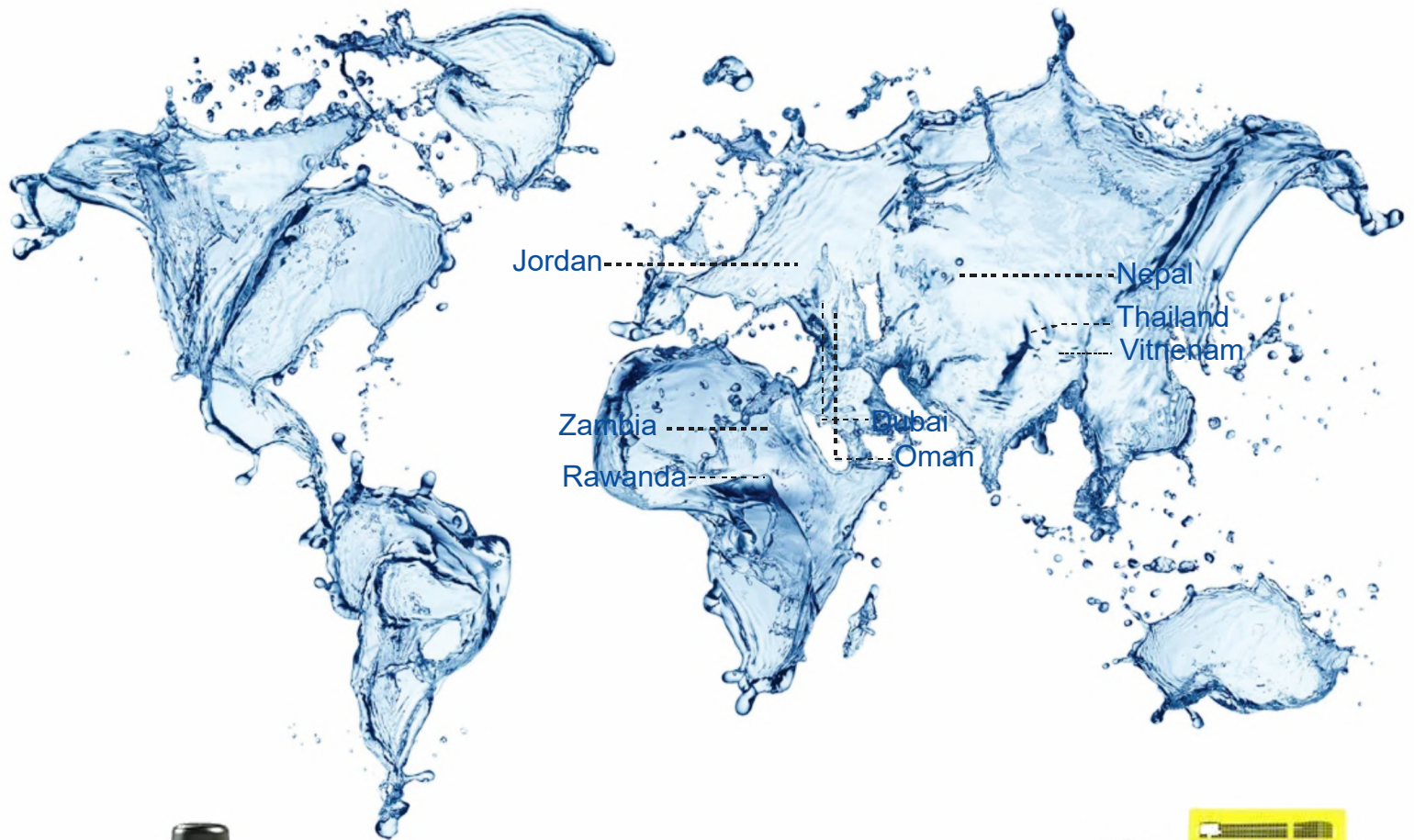
Impeller, casing, wear plate are made Upof Ni - Hard, Hi chrome which have Excellent abrasion resistance for Tough application

Unique designed agitator is provided to resuspended the Settled solid, assisting the pump to transfer a high percentage of Settled solid particles, due to perfect design, It effectively works under dense slurry

GA DRAWING



GLOBAL PRESENCE



Jordan

Nepal

Thailand

Vitrenam

Zambia

Oman

Rawanda

Oman



SB Pumps
The Pump People

SB Pump Industries

HEAD OFFICE

- Plot No.30 Industrial Area
Richhai Jabalpur,
MP (482010)- INDIA
- +91 761 2330221
- info@sbpumpsindia.com
- www.sbpumpsindia.com

REGIONAL OFFICES

- Diviya Residency 402, D Block, 4th Floor,
Manmohan Charasta, Nikol,
Ahmedabad - 382350 - Gujarat.
- +91 6260290884
- 101, Building No 5.shreeji Splendor ,
Brahmand Phase 7,
Thane West - 400607 - Maharastra.
- +91 9920834034